

Undergraduate Importance / Satisfaction Survey Results

Published: 6/3/2005

SURVEY OVERVIEW **3**

DESCRIPTION	3
INSTRUCTIONS PROVIDED TO RESPONDENTS	3
RESPONDENT METRICS	3

RESPONDENTS **4**

SORTED BY NAME	4
----------------	---

SURVEY RESULTS **5**

SECTION - WHAT IS YOUR MAJOR?	5
1. What is your major?	5
SECTION - IMPORTANCE TO YOUR EDUCATION	6
2. Interesting and intellectually stimulating courses	6
3. Required and elective courses applicable to degree program	7
4. Ability to make reasonable progress toward degree	8
5. Competent Professors	9
6. Faculty interested in student learning	10
7. Availability of faculty advisor and student coordinator	11
8. Quality of academic advising and mentoring	12
9. Ability to write programs in sufficiently many languages	13
10. Ability to use multiple computer platforms and operating systems	14
11. Availability of computing resources	15
12. Membership in professional organizations, e.g., ACM, AWC, UPE, IEEE/CS	16
SECTION - SATISFACTION WITH OUR PERFORMANCE	17
13. Interesting and intellectually stimulating classes	17
14. Required and elective courses applicable to degree program	18
15. Ability to make reasonable progress toward degree	19
16. Competent professors	20
17. Faculty interested in student learning	21
18. Availability of faculty advisor and student coordinator	22
19. Quality of academic advising and mentoring	23
20. Ability to write programs in sufficiently many languages	24
21. Ability to use multiple computing platforms and operating systems	25
22. Availability of computing resources	26
23. Membership in professional organizations, e.g., ACM, AWC, UPE, IEEE/CS	27
SECTION - ADDITIONAL COMMENTS	28
24. Please make additional comments that will help to improve our programs.	28

Survey Overview

Description

The importance of your education and your satisfaction with department performance.

Instructions Provided To Respondents

Answer questions as they relate to you. For most answers, check the boxes most applicable to you or fill in the blanks.

Respondent Metrics

Respondents:	2
First Response:	4/18/2005 11:10 AM
Last Response:	4/18/2005 05:41 PM

Respondents

Sorted By Name

0000000064 Anonymous

0000000068 Anonymous


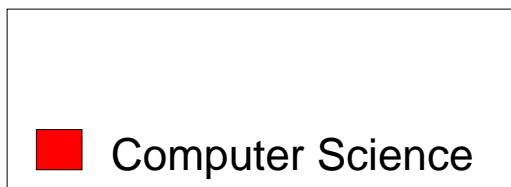
Survey Results

The following is a graphical depiction of the responses to each survey question. Additional comments provided by respondents, if any, are included after each graph.

Section - What is your major?

1. What is your major?

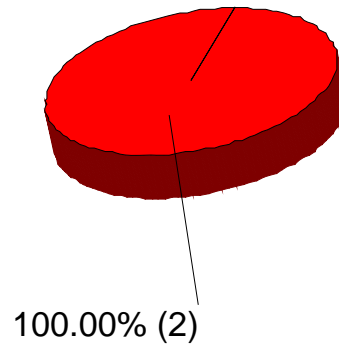
Mean: 1.00



Section - Importance To Your Education

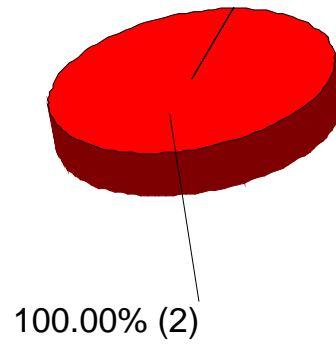
2. Interesting and intellectually stimulating courses

Mean: 1.00



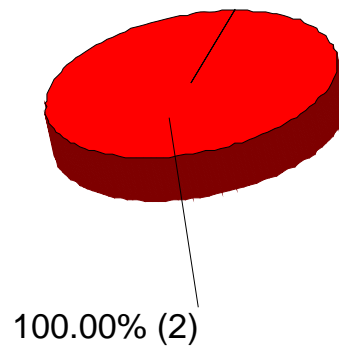
3. Required and elective courses applicable to degree program

Mean: 2.00



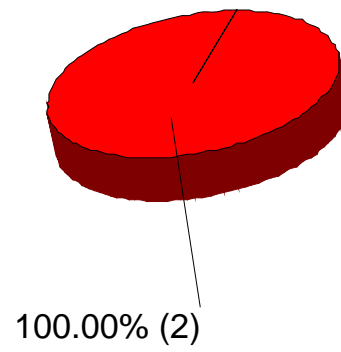
4. Ability to make reasonable progress toward degree

Mean: 1.00



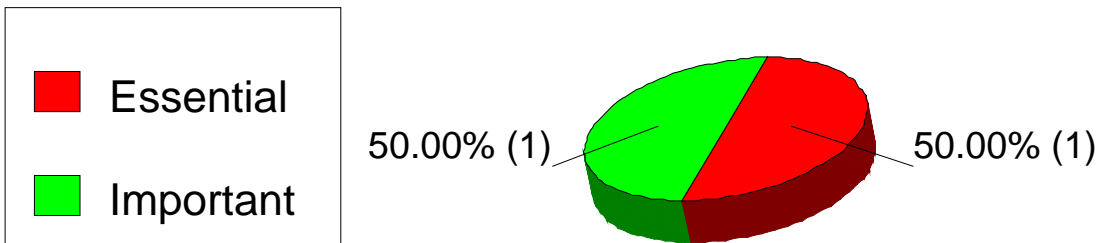
5. Competent Professors

Mean: 1.00



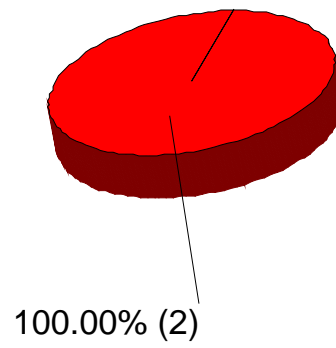
6. Faculty interested in student learning

Mean: 1.50



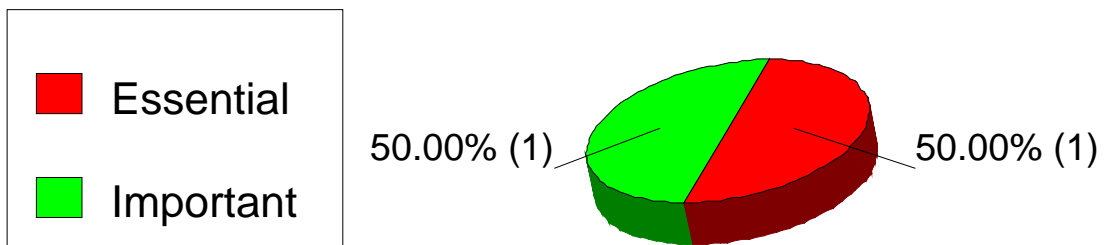
7. Availability of faculty advisor and student coordinator

Mean: 2.00



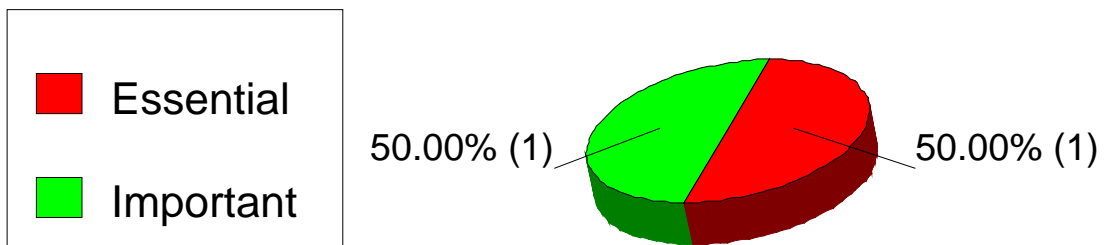
8. Quality of academic advising and mentoring

Mean: 1.50



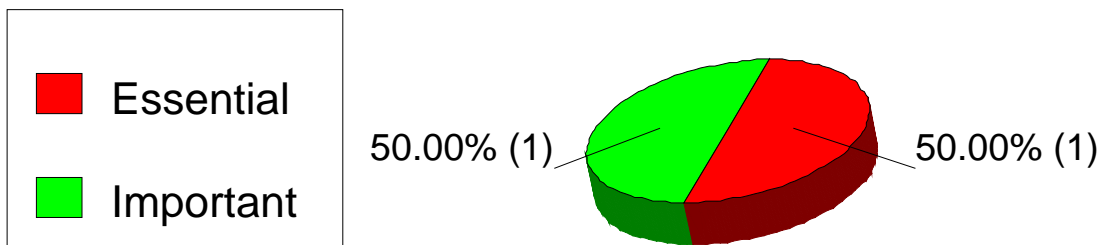
9. Ability to write programs in sufficiently many languages

Mean: 1.50



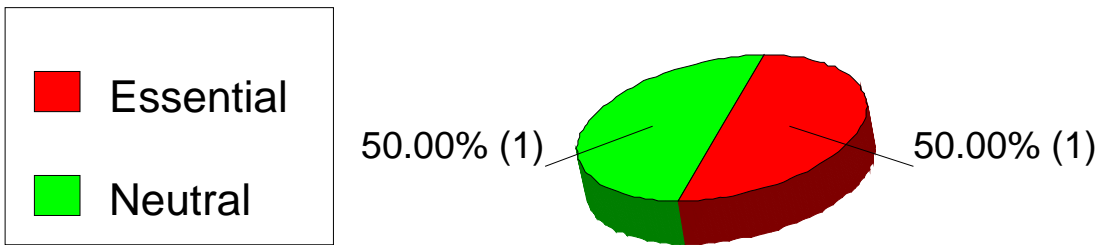
10. Ability to use multiple computer platforms and operating systems

Mean: 1.50



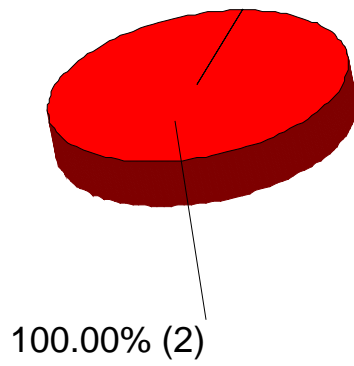
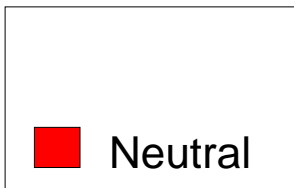
11. Availability of computing resources

Mean: 2.00



12. Membership in professional organizations, e.g., ACM, AWC, UPE, IEEE/CS


Mean: 3.00



Section - Satisfaction With Our Performance

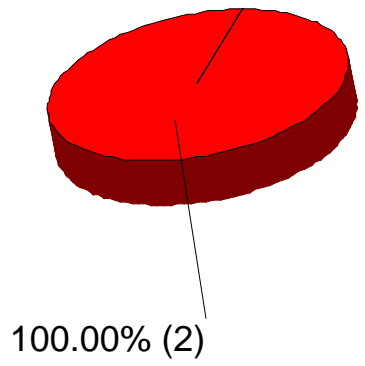
13. Interesting and intellectually stimulating classes

Mean: 2.50



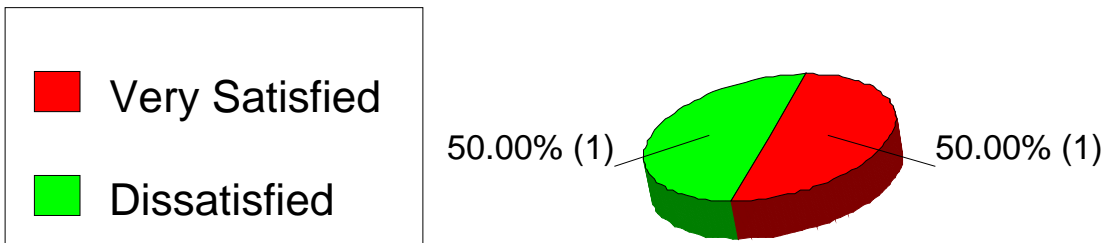
14. Required and elective courses applicable to degree program

Mean: 3.00



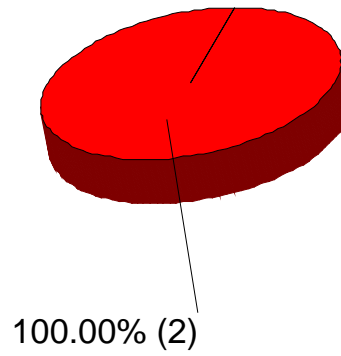
15. Ability to make reasonable progress toward degree

Mean: 2.50



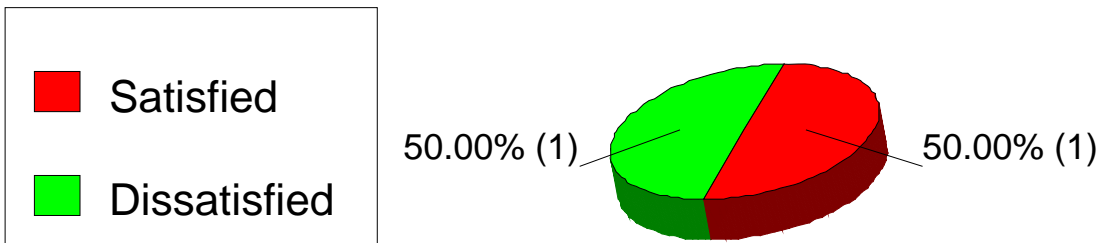
16. Competent professors

Mean: 2.00



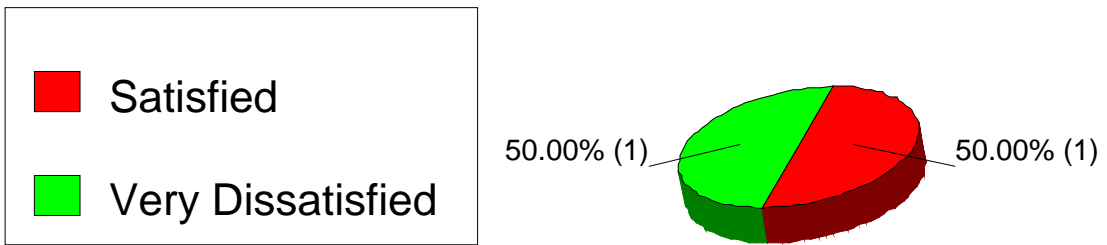
17. Faculty interested in student learning

Mean: 3.00



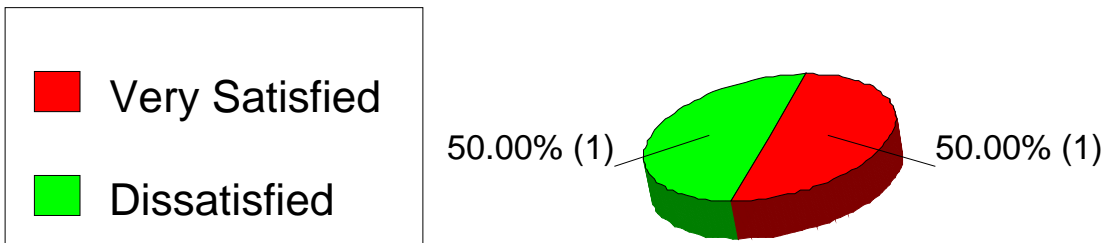
18. Availability of faculty advisor and student coordinator

Mean: 3.50




19. Quality of academic advising and mentoring

Mean: 2.50



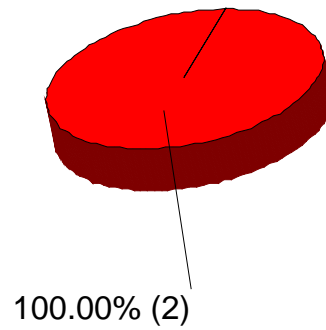
20. Ability to write programs in sufficiently many languages

Mean: 2.50




21. Ability to use multiple computing platforms and operating systems

Mean: 4.00




22. Availability of computing resources

Mean: 2.50



23. Membership in professional organizations, e.g., ACM, AWC, UPE, IEEE/CS

Mean: 2.50



Section - Additional Comments**24. Please make additional comments that will help to improve our programs.**

CS Elecs not often good courses, and usually only one semester and carry time conflicts with each other. Would have liked to have taken more CS Elecs. (0000000068 Anonymous)

Faculty advisors not very often available, and always send students to Ros. Ros is not always available, further reducing the ability to communicate with advisors. (0000000068 Anonymous)

More focus needs to be aimed towards programming languages and mastering these languages. There is much focus towards the JAVA language, which is good, but I believe that students need to have more interaction with languages, especially C, C++, and C#. As far as operating systems go, it would be nice if the school had a course that would help students master Linux and Mac. (0000000064 Anonymous)

Requirements in schedule did not offer enough electives for my degree. Such requirements as all the non CS courses, physics 1 and 2 with lab, atleast 4 math classes, lib. arts, etc... Wanted to be able to take more CS courses (0000000068 Anonymous)

While I understand that the University as a whole dictates a portion of classes which students are required to take (Liberal Arts,etc...) I did not find most of these classes helpful toward my degree. It would be nice to see a syllabus directed more towards my degree and less general education. (0000000064 Anonymous)